

Domini Impact Bond FundSM

CLASS Y SHARES | DSBYX

Shareholder Report Overview

This shareholder report contains important information about the Domini Impact Bond Fund for the period of August 1, 2023 to July 31, 2024. You can find additional information about the Fund at domini.com. You can also request information by contacting us at 1-800-582-6757 or by emailing funddocuments@domini.com.

What were the Fund costs for last year? (based on a hypothetical \$10,000 investment)

Class Name	Cost of a \$10,000 investment	Costs paid as a percentage of a \$10,000 investment
Class Y shares	\$67	0.65%

How did the Fund perform last year and what affected its performance?

The Fund's Class Y Shares returned 6.41% for the trailing twelve months ended July 31, 2024, outperforming the Bloomberg US Aggregate Bond Index (the "benchmark"), which returned 5.1%.

U.S. fixed-income sectors generated positive returns over the period. Interest rate volatility remained elevated, and most sovereign yields generally ended lower, as geopolitical uncertainty rose and major central banks increasingly diverged in their monetary policy paths. Credit sectors produced positive excess returns over duration-equivalent government bonds as spreads compressed, with higher-yielding sectors generally performing best.

The Fund's credit positioning contributed to benchmark-relative results, including its overweight to taxable municipal bonds, which benefitted from conservative financial policies and federal fiscal stimulus. The Fund's out-of-benchmark allocations to high-yield credit and bank loans were also additive. The Fund's positioning in securitized sectors also contributed positively, including overweight allocations and selection among commercial mortgage-backed securities (CMBS) and agency mortgage-backed securities (MBS). The Fund was positioned with a longer duration posture relative to the benchmark during most of the period. In aggregate, duration and yield-curve positioning had a positive impact on relative results.

Top Relative Contributors ↑

Investment-Grade Credit
 US Government Agencies
 High-Yield Credit

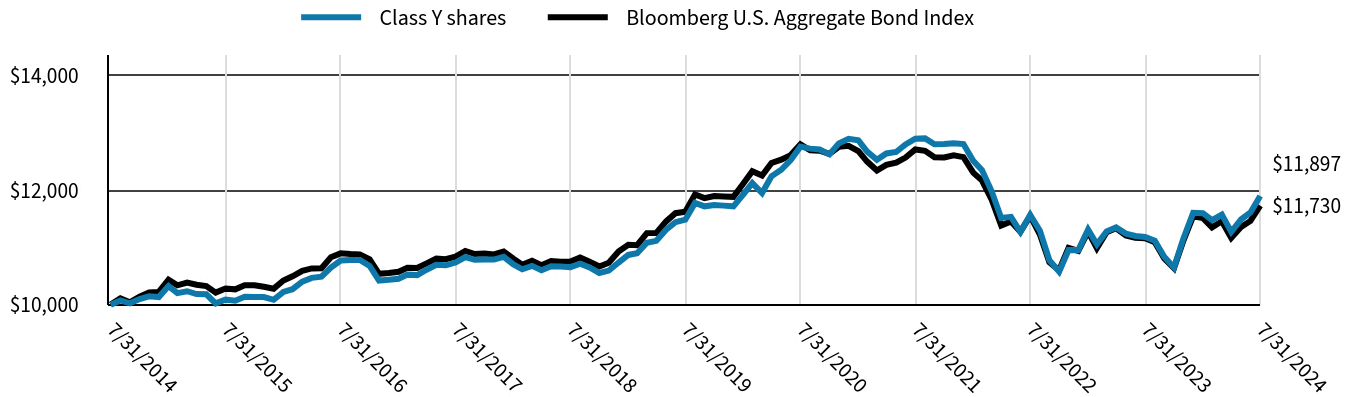
Top Relative Detractors ↓

Other (primarily includes convertible bonds, equities, and preferred stock)

How has the Fund performed?

Keep in mind that the Fund's past performance is not a good predictor of how the Fund will perform in the future. The graph and table do not reflect the deduction of taxes that a shareholder would pay on Fund distributions or redemption of Fund shares.

CUMULATIVE RETURNS OF A HYPOTHETICAL \$10,000 INVESTMENT (as of 7/31/2024)



Average Annual Total Returns (as of 7/31/24)

Name	1 Year	5 Years	10 Years
Class Y shares	6.41%	0.71%	1.75%
Bloomberg U.S. Aggregate Bond Index	5.10%	0.19%	1.60%

Reflects the performance of the Investor shares (DSBFX) for the portion of the period prior to Class Y inception on June 1, 2021. This performance has not been adjusted to take into account the lower expenses applicable to Class Y shares.

Visit domini.com/performance for the most recent performance information.

Key Fund Statistics

The following table outlines certain key Fund statistics as of the end of the reporting period:

Fund's net assets	\$243,305,562
Total number of portfolio holdings	391
Portfolio turnover rate	258%
Total advisory fees paid	\$726,278

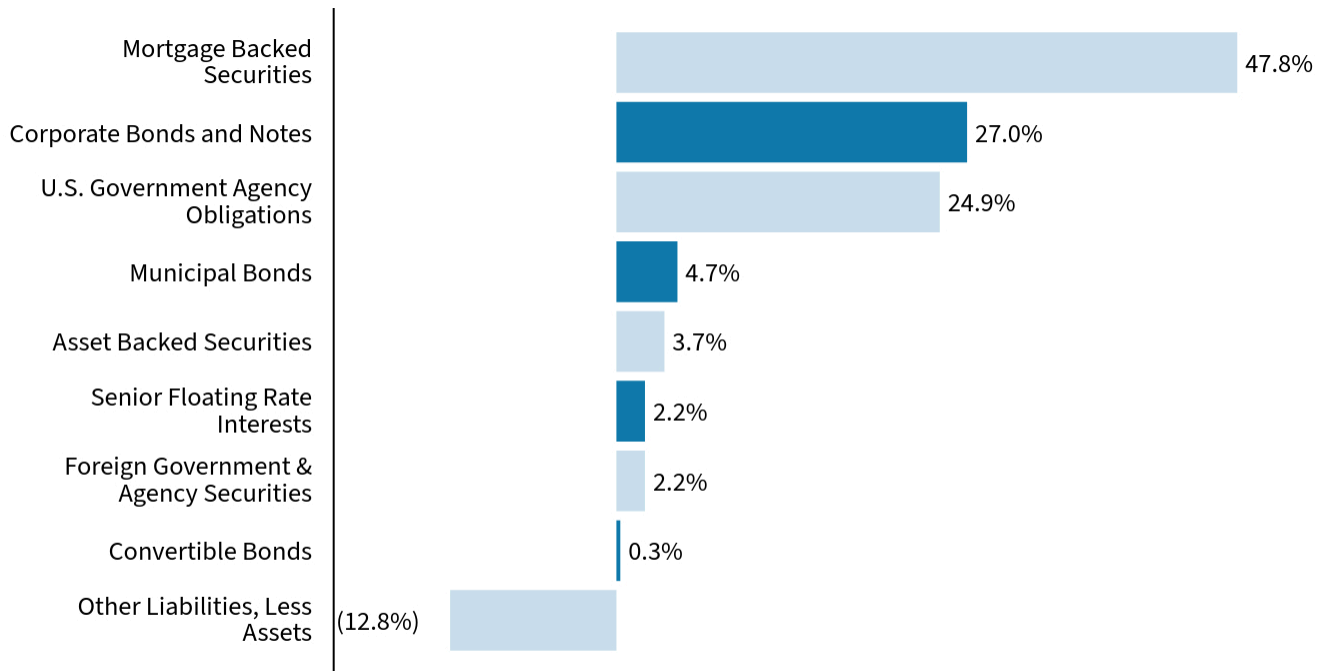
What did the Fund invest in?

The following table identifies the Fund's top ten portfolio holdings as of the end of the reporting period:

TOP TEN HOLDINGS (% of net assets)

Federal National Mortgage Association, 6.000%, 08/01/54	2.9%
Federal National Mortgage Association, 0.875%, 08/05/30	2.7%
Kreditanstalt fuer Wiederaufbau, 4.375%, 02/28/34	2.5%
Federal National Mortgage Association, 5.500%, 08/01/54	2.1%
Federal Farm Credit Banks Funding Corp., 4.500%, 03/02/26	2.1%
Federal Home Loan Bank Discount Notes, 0.000%, 11/01/24	2.0%
Federal Home Loan Banks, 3.250%, 11/16/28	2.0%
Federal National Mortgage Association, 0.750%, 10/08/27	1.9%
Federal National Mortgage Association, 2.500%, 12/01/51	1.6%
Federal National Mortgage Association, 3.000%, 06/01/52	1.6%

PORTFOLIO COMPOSITION (% of net assets)




Additional Information

You can find additional information on the Fund’s website, domini.com/funddocuments, including its:

- Prospectus
- Fund holdings
- Financial information
- Proxy voting information

You can also request this information by contacting us at 1-800-582-6757.



Scan for more information