

Domini Sustainable Solutions FundSM

INSTITUTIONAL SHARES | LIFEX

Shareholder Report Overview

This annual shareholder report contains important information about the Domini Sustainable Solutions Fund for the period of August 1, 2024 to July 31, 2025. You can find additional information about the Fund at domini.com. You can also request information by contacting us at 1-800-582-6757 or by emailing funddocuments@domini.com.

What were the Fund costs for last year? (based on a hypothetical \$10,000 investment)

Class Name	Cost of a \$10,000 investment	Costs paid as a percentage of a \$10,000 investment
Institutional shares	\$116	1.15%

How did the Fund perform last year and what affected its performance?

The Fund's Institutional Shares returned 1.79% for the trailing twelve months ended July 31, 2025, underperforming the MSCI World Equal Weighted Net Total Return Index (the "benchmark"), which returned 13.96%. This Fund invest in a high-conviction portfolio of fewer than 50 stocks, seeking solution-oriented companies that support certain sustainability themes. The portfolio is constructed through bottom-up stock selection, and it is not managed to or constrained by the benchmark.

Global equities delivered generally solid returns over the period. Late 2024 rate cuts by the Federal Reserve, resilient economic indicators, strong corporate earnings, and continued enthusiasm around artificial intelligence (AI) all helped to bolster investor optimism, despite significant volatility and heightened uncertainty surrounding tariffs and central bank policy.

Relative to the benchmark, much of the Fund's underperformance was driven by its overweight to and stock selection in the Health Care sector, which was the weakest performing sector for the benchmark over the period. The largest detractor in Health Care and for the Fund overall, both on a relative and absolute basis, was Organon, a U.S.-based, women's health-focused pharmaceutical company (this position was sold during the period). Stock selection also detracted in Industrials and Financials. In Industrials, the largest relative and absolute detractors were Netherlands-based sustainable design and engineering company Arcadis and France-based electric cabling company Nexans (sold during the period). These detractions were partially offset by a contribution from U.S.-based mechanical, electrical, and plumbing building systems company Comfort Systems USA, which was the Fund's top individual contributor overall on both a relative and absolute basis. In Financials, the top detractor was U.S.-based fintech and payments company Fiserv. Performance was mixed in Information Technology, with a positive contribution from U.S.-based cybersecurity software company CrowdStrike Holdings offset by a detractor from Netherlands-based semiconductor equipment company ASML Holding.

Top Relative Contributors ↑

Sectors:

- Consumer Discretionary (underweight)
- Materials (underweight)
- Information Technology (overweight)

Stocks:

- Comfort Systems USA, Inc. (out-of-benchmark)
- CrowdStrike Holdings, Inc. (overweight)
- Flex Ltd. (out-of-benchmark)

Top Relative Detractors ↓

Sectors:

- Health Care (overweight)
- Industrials (overweight)
- Financials (underweight)

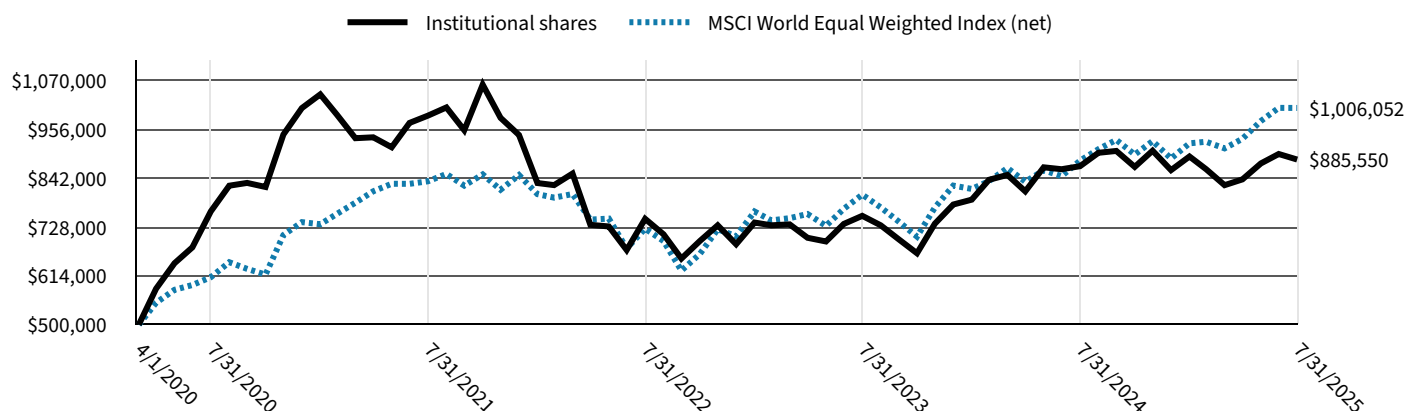
Stocks:

- Organon & Co. (out-of-benchmark)
- Arcadis N.V. (out-of-benchmark)
- Fiserv, Inc. (overweight)

How has the Fund performed?

Keep in mind that the Fund's past performance is not a good predictor of how the Fund will perform in the future. The graph and table do not reflect the deduction of taxes that a shareholder would pay on Fund distributions or redemption of Fund shares.

CUMULATIVE RETURNS OF A HYPOTHETICAL \$500,000 INVESTMENT (as of 7/31/2025)



Average Annual Total Returns (as of 7/31/25)

Name	1 Year	5 Years	Since Inception (4/1/20)
Institutional shares	1.79%	2.98%	11.32%
MSCI World Equal Weighted Index (net)	13.96%	10.49%	14.00%

Visit domini.com/performance for the most recent performance information.

Key Fund Statistics

The following table outlines certain key Fund statistics as of the end of the reporting period:

Fund's net assets	\$38,257,305
Total number of portfolio holdings	49
Portfolio turnover rate	64%
Total advisory fees paid	\$307,931

What did the Fund invest in?

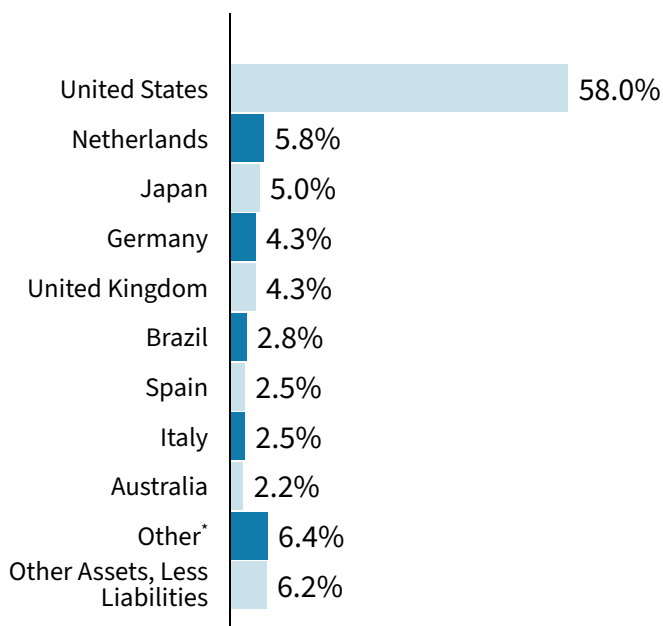
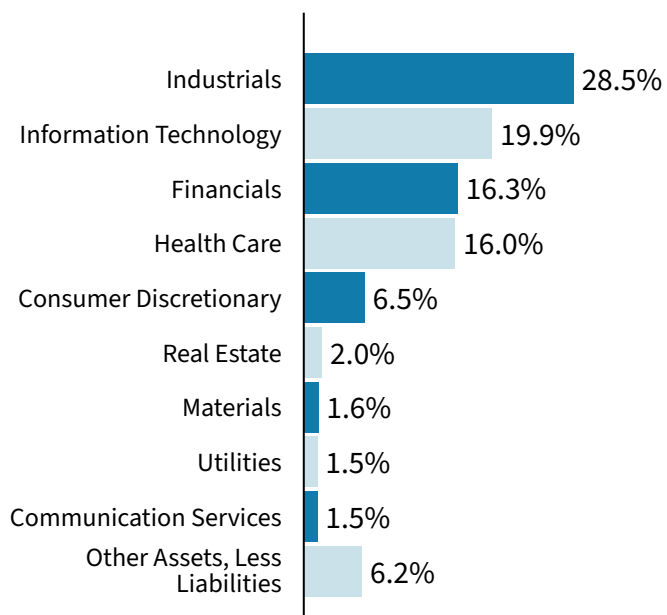
The following table identifies the Fund's top ten portfolio holdings as of the end of the reporting period:

TOP TEN HOLDINGS (% of net assets)

Muenchener Rueckversicherungs-Gesellschaft AG in Muenchen	4.3%
Resona Holdings, Inc.	3.7%
MercadoLibre, Inc.	2.8%
Vertex Pharmaceuticals, Inc.	2.7%
Xylem, Inc.	2.6%
CaixaBank SA	2.5%
Prysmian SpA	2.5%
Comfort Systems USA, Inc.	2.5%
Schneider Electric SE	2.4%
Arcadis NV	2.4%

SECTOR ALLOCATION (% of net assets)

GEOGRAPHICAL ALLOCATION (% of net assets)



* Amounts represent investments in countries less than 2% of net assets

Additional Information

You can find additional information on the Fund's website, domini.com/funddocuments, including its:

- Prospectus
- Fund holdings
- Financial information
- Proxy voting information

You can also request this information by contacting us at 1-800-582-6757.



Scan for more information